


CGHS WEBINAR GENERATION OF ABHA ID AND LINKAGE WITH CGHS



ABHA

CGHS-ABHA LINK

PM-JAY

ABDM

ABDM (Ayushman Bharat Digital Mission)

Ayushman Bharat Digital Mission is an initiative by the Government of India to **achieve a seamless exchange of health information among various stakeholders of the healthcare sector**. ABDM aims to build the digital health backbone of the country necessary to bring all stakeholders together in **ONE common ecosystem**.

COMPONENTS OF ABDM:

- ABHA Number
- Health Facility registry
- ABHA app
- Health Professional Registry
- Unified health interface



ABHA (Ayushman Bharat Health Account)

- ▶ Unique Health Identifier as a random 14-digit number : A unique identity of a person, across different health care providers across the country
- ▶ A hassle-free method of accessing and sharing his/her health records digitally
- ▶ Enables the patients to receive digital lab reports, prescriptions and diagnosis seamlessly from participating doctors, labs, hospitals, wellness centers etc. i.e., Secure consent driven sharing of health data
- ▶ Scan and Share OPD registration : ABHA number also helps in avoiding long queues for registration in healthcare facilities across the country. (to be introduced in CGHS shortly)
- ▶ Voluntary opt-in and opt-out

ABHA NUMBER VS ABHA ADDRESS

ABHA ADDRESS:

- A Personal Health Record Address
- User generated and easy to remember
- Critical to enable record sharing

ABHA Number is a **14-digit random unique number** that acts as a health record identifier



ABHA Address is an easy to remember unique **user created alias**



ओह हो...मुझे नहीं पता कि मैंने अपनी एक्स रे रिपोर्ट कहाँ रखी है। मैं इसे ढूँढ नहीं पा रहा हूँ. अब दोबारा टेस्ट करवाना पड़ेगा!



चाचा! क्या आपके पास ABHA ID नहीं है?

ABHA ID?
ABHA ID क्या है?



आभा अकाउंट से फोन में ही
सभी मेडिकल रिकॉर्ड्स रख सकते हैं



और डॉक्टर्स से शेयर भी कर सकते हैं



मेडिकल रिकॉर्ड्स खोने का डर नहीं



ABHA ID बनाने के लिए आपको बस अपना आधार कार्ड चाहिए

आभा बनाओ, डिजिटल हो जाओ



अपना आभा बनाने के लिए:



Visit
abha.abdm.gov.in

OR



OR

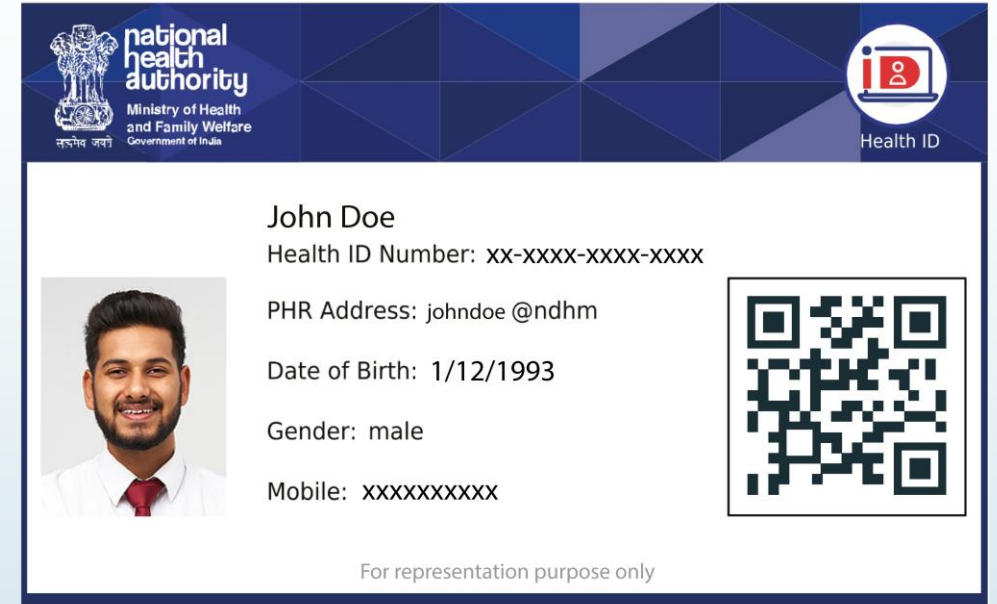


AYUSHMAN CARD VS ABHA CARD



AYUSHMAN CARD

Only For citizens eligible for PM-JAY
(Pradhan Mantri Jan Arogya Yojna)



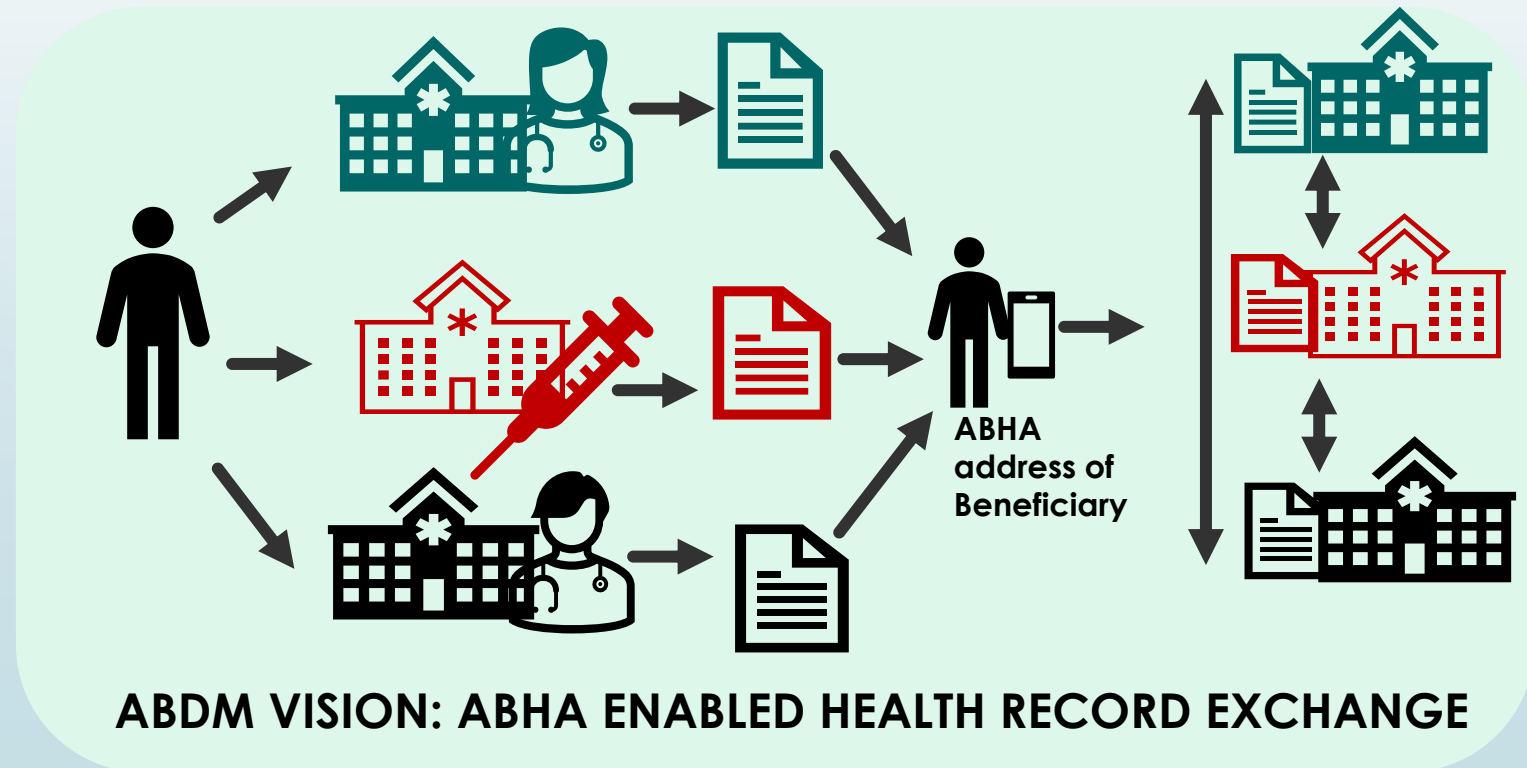
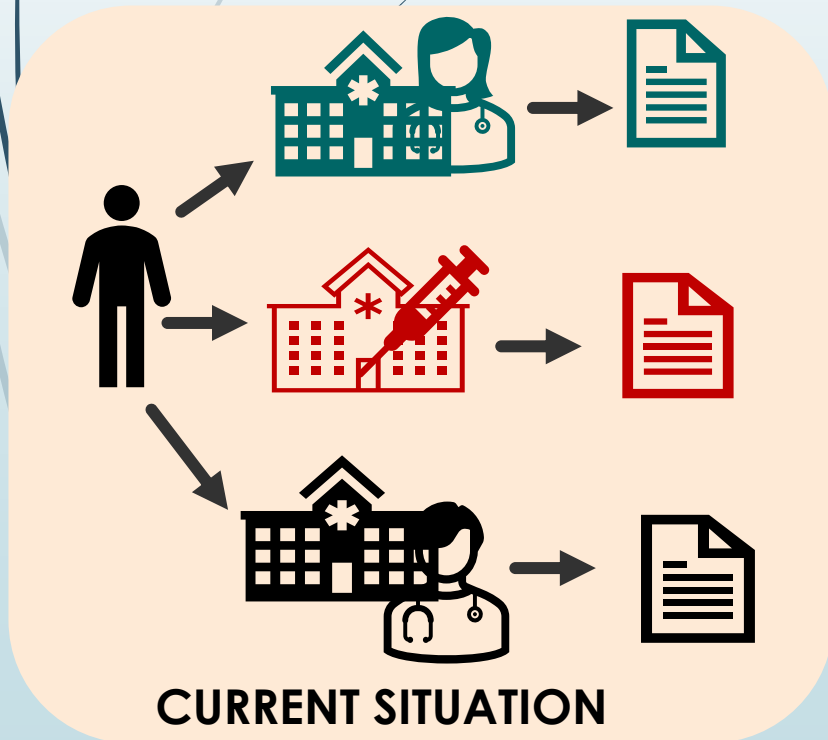
ABHA CARD

Any Indian citizen can have an ABHA card through which he shall be able to access his health records and enable as per his/her consent sharing of these with doctors, labs etc. ie **one-stop identification for all healthcare-related activities**

ABHA CGHS LINKAGE

- As per CGHS OM dated 11 January 2023
- Why should a CGHS beneficiary have an ABHA account?

Digital Health is the way forward. CGHS beneficiaries are entitled to availing health facilities at CGHS WCs, empaneled HCOs, labs etc. Therefore, for one beneficiary, there are multiple sources of health data generation that are nonexchangeable. ABHA enables health data storage in an exchangeable form - between, health facilities and patient, between two health facilities – all based on patient's consent.



How to create ABHA & link with CGHS Beneficiary ID ?

► PRE-REQUISITES

- CGHS Beneficiary should have a Aadhar card that is registered with a mobile number he/she has access to, for enabling OTP verification.
- CGHS Beneficiary should have his/ her mobile number registered in CGHS database, to enable logging in to Beneficiary log-in on cghs.nic.in.
- Main card holders can access Beneficiary log-in and create ABHA ID for themselves and their dependents.

Creating ABHA ID and linking with ABHA ID

Three options are available:

Create and link
ABHA using CGHS
Beneficiary log-in

Creation of ABHA and
linking with CGHS Ben-ID
in one step

Download ABHA
app and Create
ABHA ID through
ABHA App

Link the ABHA Id with
CGHS using Beneficiary
Log-in

Create ABHA using website:
<https://abha.abdm.gov.in>

Link the ABHA Id with CGHS
using Beneficiary Log-in

ABHA ID creation through CGHS Beneficiary Log-in

- ▶ Beneficiaries can create ABHA ID and link it with CGHS Beneficiary ID through the Beneficiary log-in option on cghs.nic.in.
- ▶ The ABHA Create and link option is present under the Update menu, which is available after the main card holder has logged into his beneficiary ID.
- ▶ For a step wise illustrative tutorial on the same, please use the Youtube link : <https://youtu.be/ZVytyQv2ngo>

ABHA MOBILE APP

A user can also download ABHA mobile application. The ABHA mobile application shall offer the following benefits to the beneficiary.

1. Creation of ABHA number under self-registration mode.
2. Creation of ABHA address and linking it with ABHA number.
3. Health records can be linked and fetched from HIPs.
4. Health records available in physical form can be uploaded and stored in ABHA app through different electronic lockers.
5. Search for facilities/doctors based on location or specialty.



ABHA


National Health Authority

CREATING ABHA ID THROUGH ABHA APP

- ➔ **STEP 1:** Install the ABHA App on your mobile phone. It is available on Google Playstore and App store.



ABHA
National Health Authority



What is ABHA App?

It is a citizen facing application, that will enable you to view, manage and do consent-based sharing of health records.

● ○ ○ ○ ○

LOGIN

Don't have an ABHA Address?
Register

STEP 2



12:21 VoWiFi

Register

I want to create ABHA Address via

ABHA Number (Don't have ABHA No.? Create Now)

Mobile Number

Email ID

STEP 3

CONTINUE

12:21 VoWiFi

Create ABHA Number

I want to create ABHA Number

Create your ABHA Number

STEP 4

CONTINUE

STEP 5

Enter your Aadhar number

[Empty input field for Aadhar number]

Terms & Conditions

(NHA) for the sole purpose of creation of ABHA number . I understand that my ABHA number can be used and shared for purposes as may be notified by ABDM from time to time including provision of healthcare services.

STEP 6

I agree

STEP 7

NEXT

STEP 8

Validate through

OTP on Mobile Number linked to Aadhaar

STEP 9

FaceAuth

Step 10: Enter the Aadhar OTP received in the next screen and click submit

The Mobile number will be used for all communications related to ABHA.

Enter your Mobile Number *

+91

XXXXXXXXXX

NEXT

STEP 11

STEP 12

12:23 VoWiFi

Your Profile Detail (as in Aadhar)

ABHA Number Created Successfully ✓

Name
Ashi kumar

Date of Birth
08-12-1992

Gender
F

ABHA No.-
91-4708-6816-1717

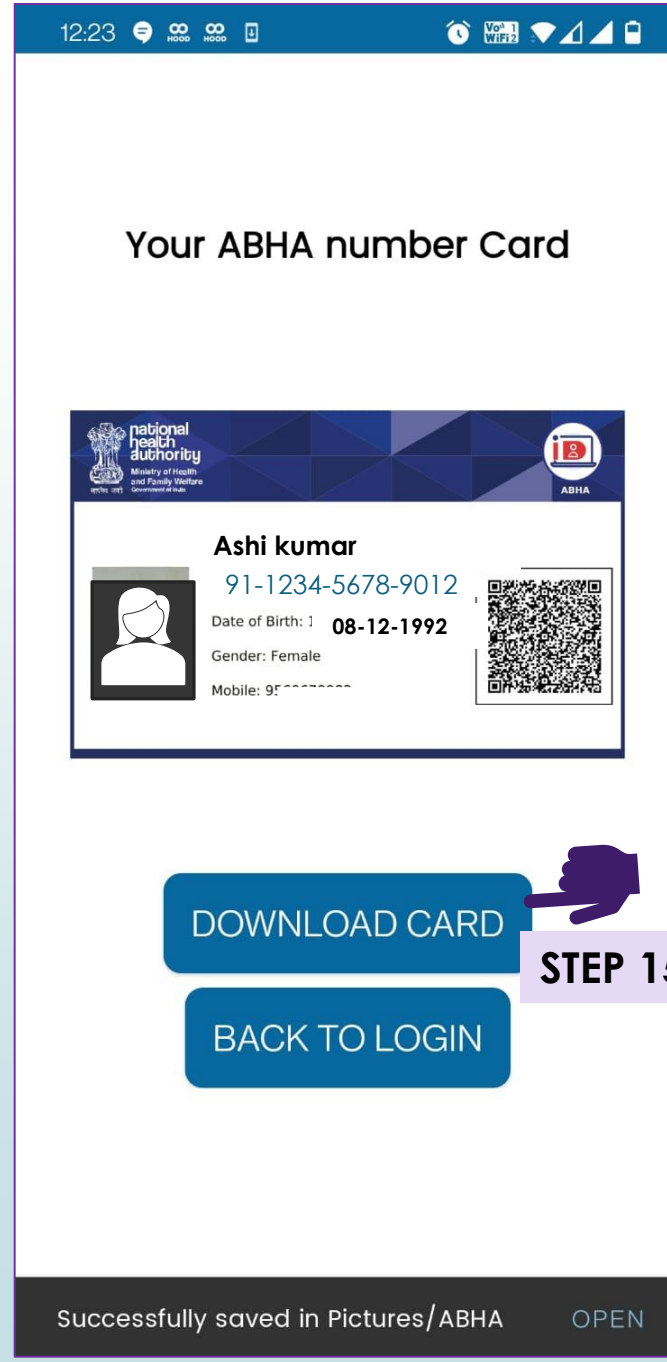
Create your ABHA Address

Suggestions:
Ashi23
Ashikumar23
akumar92

Skip **Next**

STEP 13

STEP 14



STEP 16:
After creating your Abha ID through the ABHA App as shown, log-in through Beneficiary Log-in on cghs.nic.in and follow the steps discussed in earlier part of the presentation to link it with CGHS Beneficiary ID

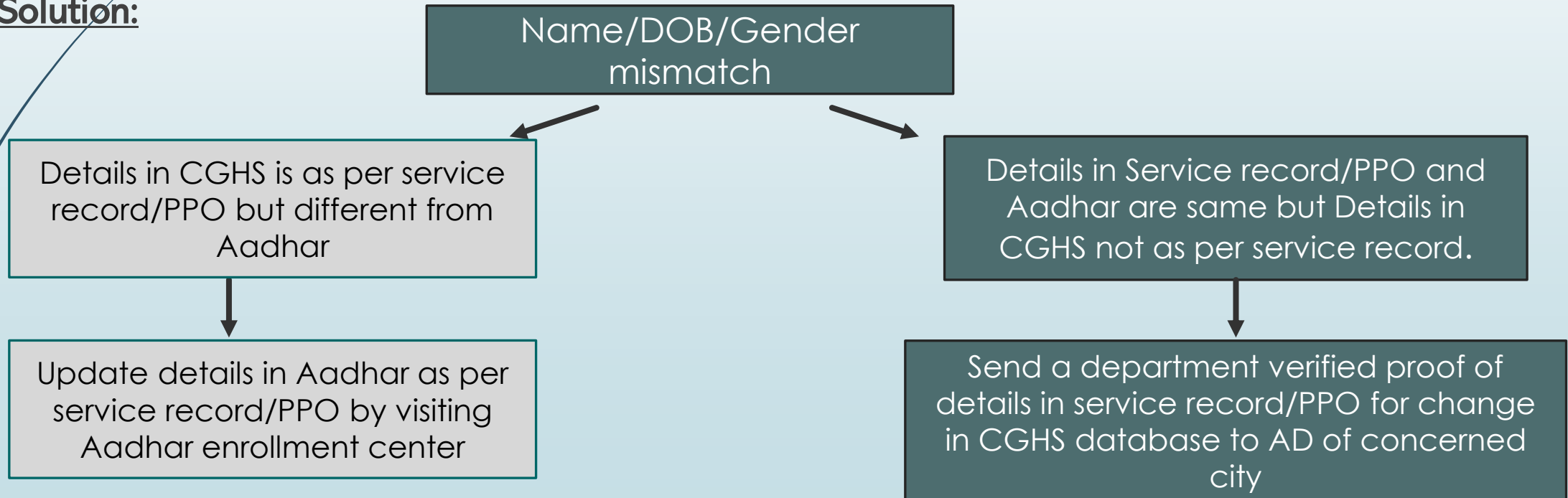
POSSIBLE DIFFICULTIES THAT BENEFICIARY MAY FACE WHILE ATTEMPTING CGHS-ABHA LINKAGE

S.NO	ISSUE	SOLUTION
1	My mobile number is not registered with CGHS	Visit your parent CGHS WC. The CMO I/c of the WC will assist you in this regard
2	My mobile number is not registered with Aadhar	Visit your nearest Aadhar enrollment center or Aadhar Seva kendra to register your mobile number with Aadhar
3	While attempting to link ABHA with CGHS, mismatch error is displayed in name/DOB/gender	Discussed in next slide

NAME MISMATCH ERROR IN CGHS-ABHA LINKAGE

- Names/ other details printed on CGHS cards are as per department verified and forwarded card applications (PPO for pensioners).
- There are chances that your name/DOB/gender in Aadhar is different from service records/PPO.
- For Eg: B K Sharma on CGHS card and Bidhan Kumar Sharma on Aadhar card. In such cases of mismatch, CGHS card and ABHA Id can't be linked (ABHA data retrieved from Aadhar).

- Solution:**




EXAMPLE

S.NO	NAME IN SERVICE RECORD/PPO	NAME IN CGHS CARD	NAME IN AADHAR	ABHA – CGHS LINK	SOLUTION
CASE 1	B.K. SHARMA	B.K.SHARMA	BIDHAN KUMAR SHARMA	MISMATCH	Update details in Aadhar as per service record/PPO by visiting Aadhar enrollment center
CASE 2	K.V. NAIR	K.VENKAT NAIR	K.V.NAIR	MISMATCH	Send a department verified and forwarded proof of details in service record/PPO for correction in CGHS database, to AD of concerned city

CONCLUSION

- ▶ Creation of ABHA ID and linking with CGHS ID **does not imply inclusion of CGHS in PM-JAY or merging of both**
- ▶ **PM-JAY (Pradhan Mantri Jan Arogya Yojna) is a separate health insurance scheme of Govt.of India.** PM-JAY is on board ABDM just like all other different health set-ups, hospitals, state govt health centers are a part of the Ayushman Bharat Digital Mission.
- ▶ CGHS has begun registering its wellness centers and doctors on ABDM and has instructed the empaneled HCOs to do the same, so as to ensure compliance to all ABDM pre-requisite and thus to enable health record sharing for its beneficiaries.
- ▶ ABHA creation of beneficiaries is a critical link in achieving the goal of full compliance.

- 
- ▶ The step-wise tutorial videos on creating ABHA ID and linking it with CGHS Ben ID will be made available on CGHS' Youtube Channel.
 - ▶ The link for the Youtube Channel is :
<https://youtube.com/@cghsindia>.
 - ▶ The slides in this presentation shall be uploaded on **cghs.gov.in**.
 - ▶ For any further assistance with respect to creating ABHA ID and linking with CGHS please write to: **cghshelpdesk@ismgr.nic.in**

THANK YOU

